

freeway

# Shower Chairs



easyCare  
systems

# Spare parts / Replacement / Accessories

Freeway Shower Chairs can have adaptations, accessories and alterations to suit specific needs. Some options shown here may be fitted to an existing chair, while others will be available only on a new build.

**We understand that there are many options available. Please take advantage of a free assessment so that we can find the right solution for you.**

## Armrests



Raised/  
lowered



Flip up (new  
orders only)



Gullwing (new  
orders only)



Extended  
forward



Gutter (with or  
without strap  
supports)



Padded style

## Seats



Horseshoe



Fully padded



Full ring

## Backrests



5° reclined



Extended



Detachable  
headrest

A padded seat is a major contributor to the comfort and support offered by any Freeway Shower Chair.

The following are examples of custom seats:

## Footrests



Raised (60,  
90 or 120mm  
higher)



Heavy duty



Integral heel  
supports with  
Velcro toe/  
foot straps



Clip-on  
padded foot  
tray




Individual clip-  
on foot tray



Wrap-around  
vinyl footrest  
covers



Dartex footplate sleeve



ABS foot tray



Padded ABS foot tray



Sandals foot holder (new footrest orders only)



Adjustable leg support and footrest



Adjustable angle footrest



Adjustable stump support



Double-padded stump support



Padded double-leg support (optional dimensions)

## Hygiene



Commode pan



Cup-shaped splashguard



Lower commode pan tray



Pommel (photo shows adapted for use on horseshoe seat)

## Straps, Harnesses and Positional Aids



VELCRO®



Waistband



Full harness



Ankle strap



Vinyl calf



Armrest



Brand fastner  
waist strap



buckle  
fastening



support



padding



Clip-on  
padding for  
backrests and  
armrests




Adjustable  
lateral  
supports  
(extended  
backrests only)



Padded trunk  
supports



Unpadded  
trunk supports



Knee block  
(new chairs  
only)



Black curved  
thoracic  
support  
(extended  
backrests only)

Curved  
thoracic  
wedges  
(retrofit kit  
available for all  
T80 backrests)



Curved  
padded head  
support



## Miscellaneous




Counterbalance  
weights for  
double  
amputee



Extended  
brake levers



Capstans on  
wheel



T30 floor fixing  
kit